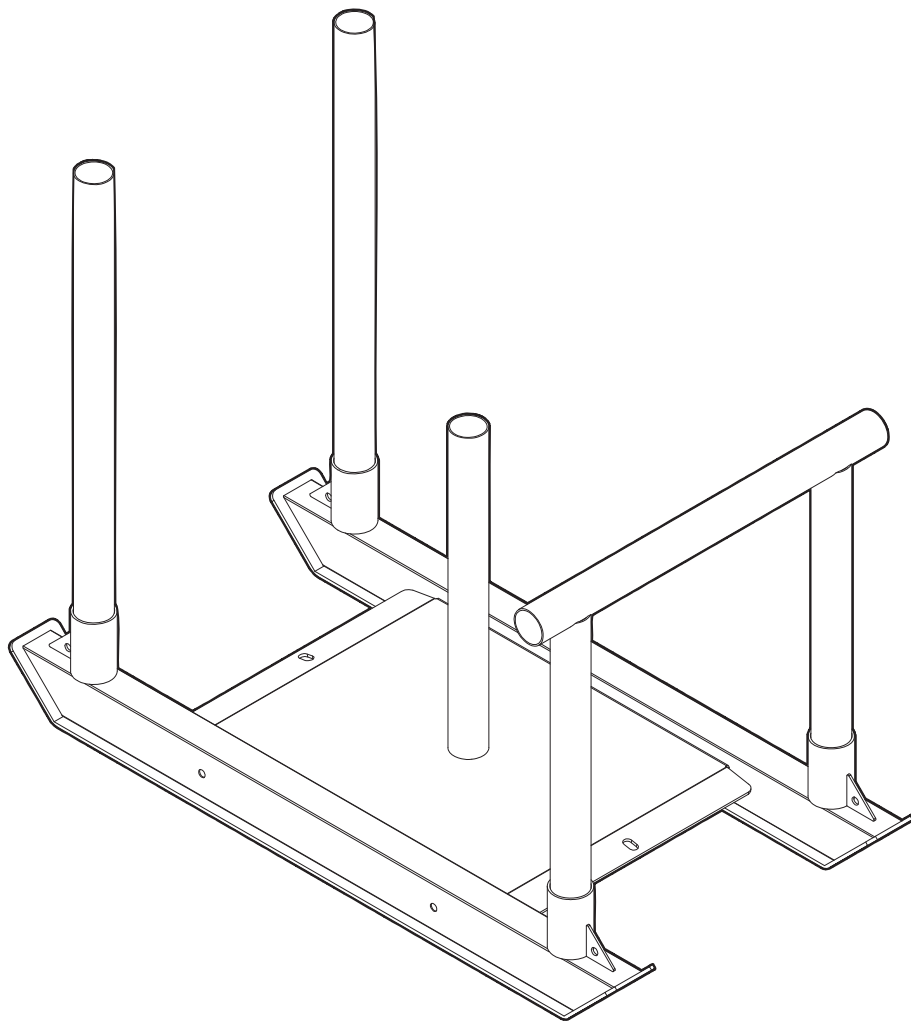


# TAURUS®

## Assembly and Operating Instructions



~15-30 Min.



33.7 kg

L 102.4 | W 99.6 | H 68

2024.06.20

SKU Code: TW-PS

**TAURUS POWER SLED**



## Dear customer,

Thank you for choosing a high-quality equipment of the brand Taurus®. Taurus® offers sports and fitness equipment for the sophisticated home sport and the equipment of fitness studios and business customers. With Taurus® fitness equipment, the focus is on what sport is all about: maximum performance! Therefore, the equipment is developed in close consultation with athletes and sports scientists. Because athletes know best what makes perfect fitness equipment.

Further information can be found at [www.fitshop.de](http://www.fitshop.de)

### Intended Use

The equipment may only be used for its intended purpose.

This fitness equipment is suitable for home use, semi-professional use and commercial or professional use. The semi-professional sector includes, for example, institutional facilities such as hospitals, schools, hotels and associations. Professional use refers to commercial use, e.g. in a fitness studio.

## Legal Notice

Fitshop GmbH  
Europe's No. 1 for home fitness

International Headquarters Flensburger  
Straf3e 55  
2483 7 Schleswig  
Germany

Management:  
Christian Grau  
Sebastian Campmann  
Dr. Bernhard Schenkel  
No. HRB 1000 SL  
Local Court Flensburg  
European VAT Number: DE813211547

## Disclaimer



©2011 Taurus® is a registered brand of the company Fitshop GmbH. All rights reserved. Any use of this trademark without the explicit written permission of Fitshop is prohibited.

Product and manual are subject to change. Technical data can be changed without advance notice.

# Content

<b>1</b>	<b>GENERAL INFORMATION</b>	<b>5</b>
<b>2</b>	<b>ASSEMBLY</b>	<b>6</b>
2.1	Scope of Delivery	6
2.2	Assembly	7
<b>3</b>	<b>ACCESSORIES</b>	<b>8</b>
3.1	General Instructions	8
3.2	Using	8
<b>4</b>	<b>ORDERING SPARE PARTS</b>	<b>9</b>
4.1	Serial Number and Model Name	9
4.2	Parts List	10
4.3	Exploded Drawing	10
<b>5</b>	<b>WARRANTY</b>	<b>11</b>
<b>6</b>	<b>CONTACT</b>	<b>13</b>

## Technical Data

### Weight and dimensions:

Article weight (gross, including packaging):	35.7 kg
Article weight (net, without packaging):	33.7 kg
Packaging dimensions (L x W x H):	approx. 107 cm × 73.5 cm × 90 cm
Set-up dimensions (L x W x H):	approx. 102.4 cm × 99.6 cm × 68 cm

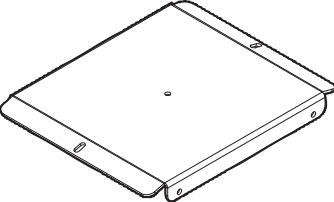
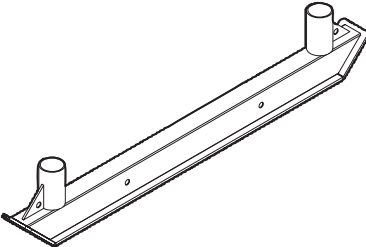


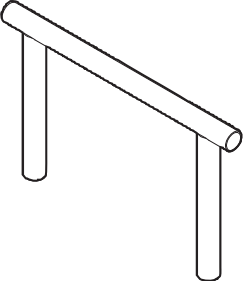


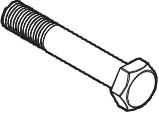


### 2.1 Scope of Delivery

The scope of delivery consist of the following parts. At the beginning, check whether all parts and tools belonging to the device are included in the scope of delivery and whether damage has occurred. In the event of complaints, the contractual partner must be contacted directly.

#### CAUTION

If parts of the scope of delivery are missing or damaged, the assembly must not be carried out.

#### Package contents

 <p>No.1 Base Frame × 1pc</p>	 <p>No.2 Connection × 2pcs</p>	 <p>No.3 Hand Push Rod × 2pcs</p>	
 <p>No.4 Place Rod × 1pc</p>	 <p>No.5 High Bar Attachment × 1pc</p>	 <p>No.6 Pipe Plug × 9pcs (Pre-assembled)</p>	
 <p>No.7 Bolt (M12×2) × 1pc</p>	 <p>No.8 Bolt (M12×70) × 4pcs</p>	 <p>No.9 Washer (12) × 9pcs</p>	 <p>No.10 Lock Nut (M12) × 4pcs</p>

## 2.2 Assembly

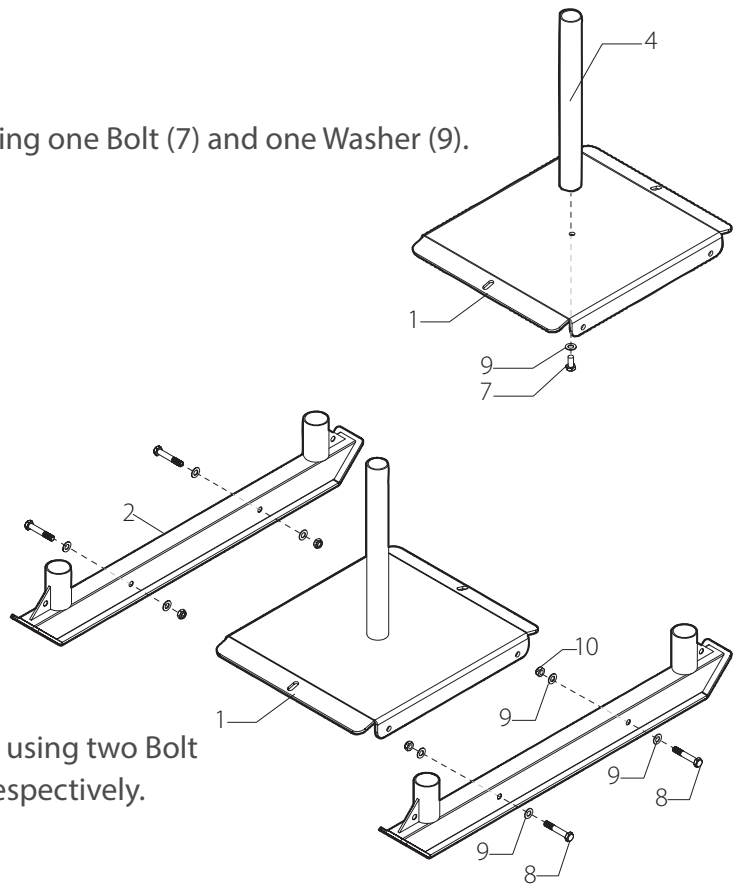
Before assembly, take a close look at the individual assembly steps shown and carry out the assembly in the order given.

### ① NOTICE

First loosely screw all parts together and check that they fit properly. Then tighten the screws using the tool only when you are instructed to do so.

#### Step 1:

Attach the Place Rod (4) to Base Frame (1) using one Bolt (7) and one Washer (9).

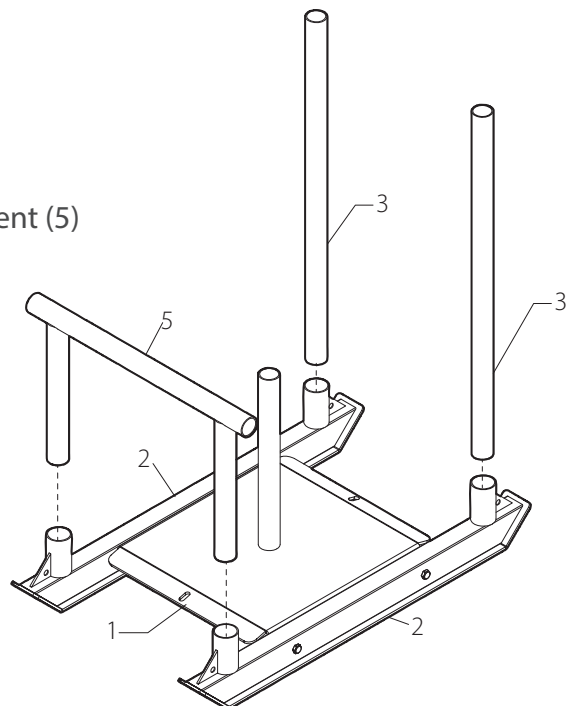


#### Step 2:

Attach the Connections (2) to Base Frame (1) using two Bolt (8), four Washer (9) and two Lock Nut (10) Respectively.

#### Step 3:

Attach the two Hand Push Rod (3) and High Bar Attachment (5) into the Connections (2)



### 3.1 General Instructions

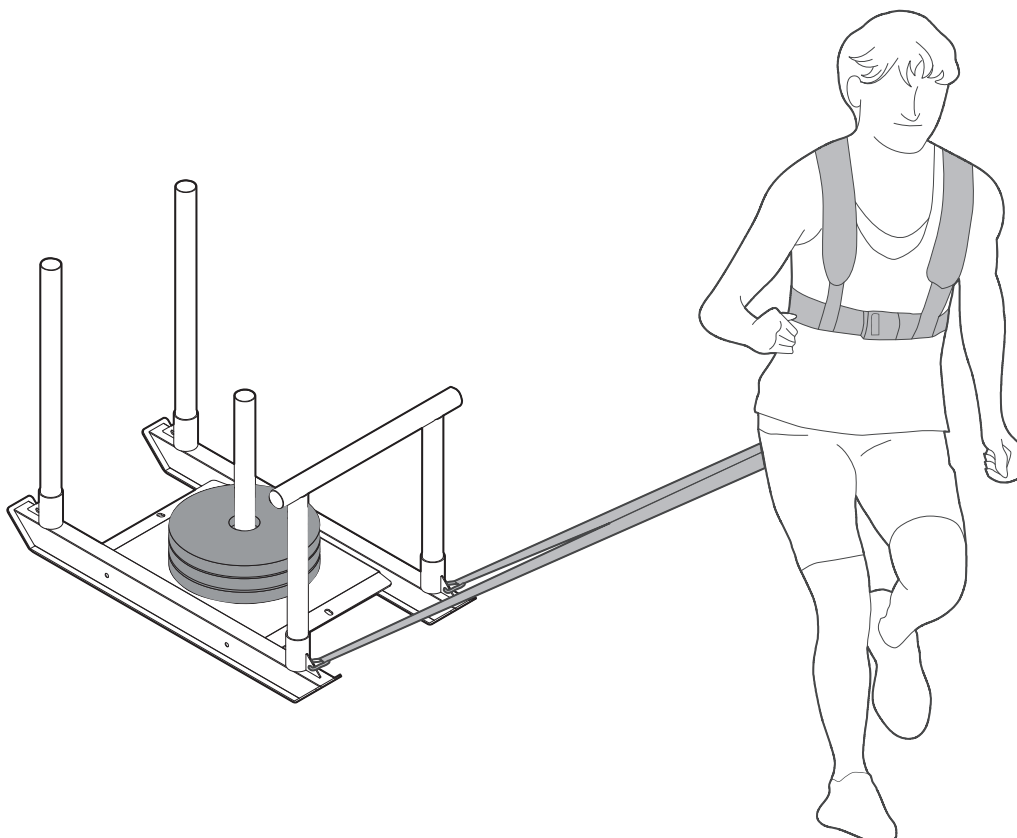
To make your training experience even more efficient and pleasant, we offer you Pull Straps to your fitness equipment.



Ordinary bukle without lock ordinary D Bukle without welding can pull 100kg weight

### 3.2 Using

Advance your training program with our Power Sled, designed for football training, strength, conditioning, and improving agility and leg power. Including a sled harness, this versatile tool supports push, pull, and drag training, offering a thorough workout to enhance your overall performance. Add bumper plates for customizable resistance, making it an indispensable asset for any serious athlete's toolkit. This Power Sled is designed to push athletes to their limits, providing an all-in-one solution for speed, strength, and agility training.





### 4.1 Serial Number and Model Name

In order to provide you with the best possible service, please have the model name, article number, serial number, exploded drawing and parts list ready. The corresponding contact options can be found in chapter 10 of this operating manual.

**① NOTICE**

The serial number of your equipment is unique. It's located on a black sticker.

Enter the serial number in the appropriate field.

**Serial number:**

**Brand / Category:**

**Model Name:**

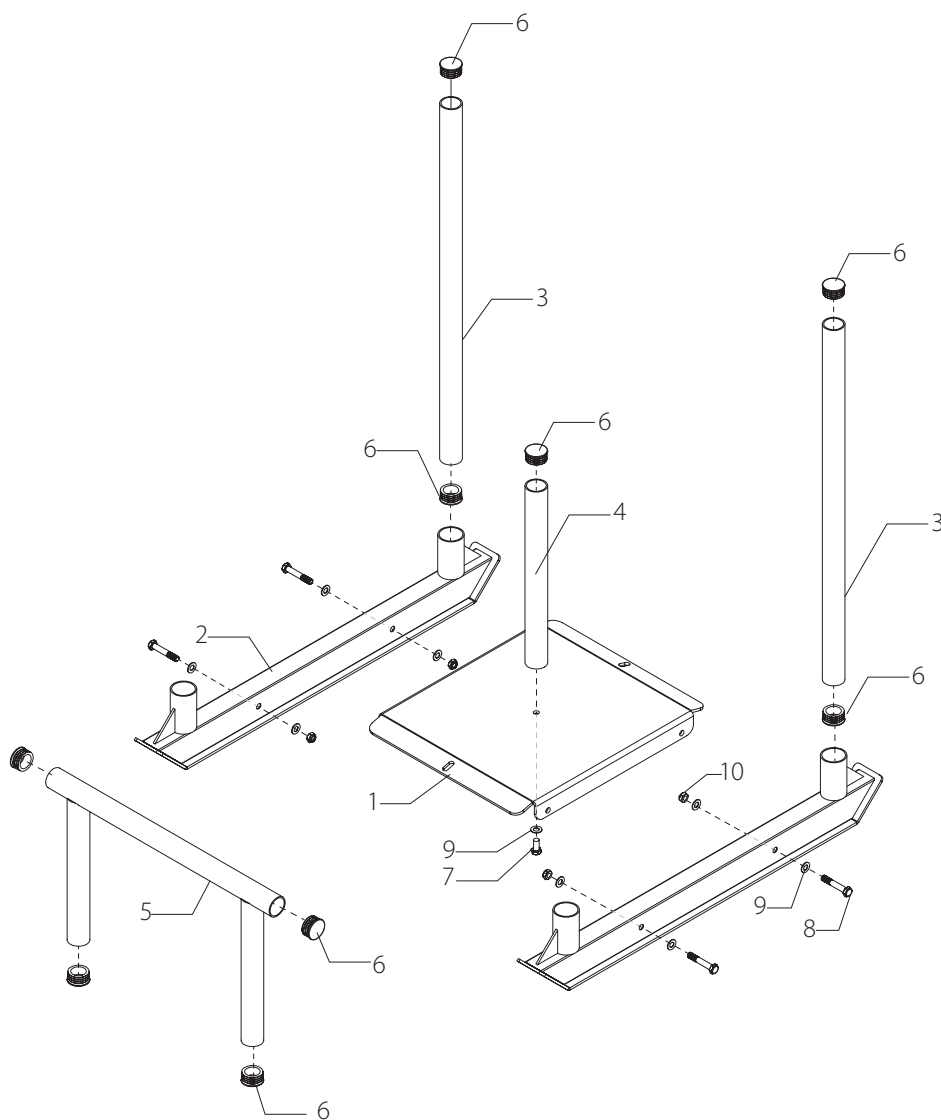
**SKU:**

## 4.2 Parts list

No.	Name	No.	Name	No.	
1	Base Frame	1	6	Pipe Plug	9
2	Connection	2	7	Bolt (M12 × 25)	1
3	Hand Push Rod	2	8	Bolt (M12 × 70)	4
4	High Bar Attachment	1	9	Washer (12)	9
5	Computer Post	1	10	Lock Nut (M12)	4

## 4.3 Exploded Drawing

### Main Exploded View



## 5 WARRANTY

---

Training equipment from Taurus® is subject to strict quality control. However, if a fitness equipment purchased from us does not work perfectly, we take it very seriously and ask you to contact our customer service as indicated. We are happy to help you by phone via our service hotline.

### **Error Descriptions**

Your fitness equipment is developed for long-term, high-quality training. However, should a problem arise, please first read the operating instructions. For further assistance, please contact your contract partner or call our service hotline. To ensure your problem is solved as quickly as possible, please describe the defect as exactly as possible.

In addition to the statutory warranty, we provide a warranty for every fitness equipment purchased from us according to the following provisions.

**Your statutory rights are not affected.**

### **Warranty**

The warranty is the first/original buyer.

### **Warranty periods**

The following warranty periods begin on delivery of the fitness equipment.

#### **Warranty period**

The warranty periods, shown on our web shop, begin on delivery of the fitness equipment. The respective warranty periods for your equipment can be found on its product website.

### **Repair Costs**

According to our choice, there will either be a repair, a replacement of individual damaged parts or a complete replacement. Spare parts, that have to be mounted while assembling the equipment, have to be replaced by the warranty person personally and are not a part of repair. After the expiration of the warranty period for repair costs, a pure parts warranty applies, which does not include the repair, installation and delivery costs.

### **The terms of use are defined as follows:**

- + Home use: solely for private use in private households up to 3 hours per day
- + Semi-professional use: up to 6 hours per day (e. g. rehabilitation centres, hotels, clubs, company gyms)
- + Professional use: more than 6 hours per day (e. g. commercial gyms)

## **Warranty Service**

Within the warranty period, equipment which develops faults as a result of material or manufacturing defects, will be repaired or replaced at our discretion. Ownership of equipment or parts of equipment which have been replaced is transferred to us. The warranty period is not extended nor does a new warranty period begin following repair or replacement under the warranty.

## **Warranty Conditions**

For the warranty to be valid, the following steps must be taken:

Please contact our customer service by email or phone. If the product under warranty has to be sent in for repair, the seller bears costs. After expiry of the warranty, the buyer bears the costs of transport and insurance. If the fault is covered by our warranty, you will receive a new or repaired equipment in return.

## **Warranty claims are invalid in case of damage resulting from:**

- + misuse or improper handling
- + environmental influences (moisture, heat, electrical surge, dust, etc.)
- + failure to follow the current safety measures for the equipment
- + failure to follow the operating instructions
- + use of force (e. g. hitting, kicking, falling)
- + interventions which were not carried out by one of our authorized service centres
- + unauthorised repair attempts

## **Proof of Purchase and Serial Number**

Please make sure that you are able to provide the appropriate receipt when claiming on your warranty. So that we can clearly identify the model of your equipment, and for the purposes of our quality control, you will need to give the serial number of your equipment, when contacting the service team. Where possible please have your serial number and your customer number ready when you call our service hotline. It will help us to deal with your request swiftly.

If you cannot find the serial number on your fitness equipment, our service team is at your disposal to offer further information.




















## **Service outside of the Warranty Period**
















We are also happy to issue an individual cost estimate if there is a problem with your fitness equipment after the warranty has expired, or in cases which do not fall under the terms of the warranty, e. g. normal wear and tear. Please contact our customer service team to find a quick and cost-effective solution to your problem. In such a case you will be responsible for the delivery costs.

## **Communication**

Many problems can be solved just by speaking to us as your specialist supplier. We know how important it is to you as a user of the fitness equipment to have problems solved quickly and simply, so you can enjoy working out with minimal interruption. For that reason, we also want to resolve your queries quickly and in a straightforward manner. Thus, please always keep your customer number and the serial number of the faulty equipment handy.

## 6 CONTACT

DE	DK	FR
<p><b>TECHNIK</b></p> <p> +49 4621 421 0-900</p> <p> +49 4621 4210-698</p> <p> <a href="mailto:technik@sport-tiedje.de">technik@sport-tiedje.de</a></p> <p> Öffnungszeiten entnehmen Sie unserer Homepage.</p>	<p><b>TEKNIK OG SERVICE</b></p> <p> 80 90 16 50</p> <p>+49 4621 4210-945</p> <p> <a href="mailto:info@fitshop.dk">info@fitshop.dk</a></p> <p> Abningstider kan findes på hjemmesiden.</p>	<p><b>TECHNIQUE &amp; SERVICE</b></p> <p> +33 (0) 172 770033</p> <p>+49 4621 4210-933</p> <p> <a href="mailto:service-france@fitshop.fr">service-france@fitshop.fr</a></p> <p> Vous trouverez les heures d'ouverture sur notre site Internet.</p>
<p><b>SERVICE</b></p> <p> 0800 20 20277 (kostenlos)</p> <p> <a href="mailto:info@sport-tiedje.de">info@sport-tiedje.de</a></p> <p> Öffnungszeiten entnehmen Sie unserer Homepage.</p>	<p><b>PL</b></p> <p><b>TECHNIKA I SERWIS</b></p> <p> 22 307 43 21</p> <p>+49 46214210-948</p> <p> <a href="mailto:info@fitshop.pl">info@fitshop.pl</a></p> <p> Godziny otwarcia można znaleźć na stronie głównej.</p>	<p><b>BE</b></p> <p><b>TECHNIQUE &amp; SERVICE</b></p> <p> 02 732 46 77</p> <p>+49 4621 42 10-932</p> <p> <a href="mailto:info@fitshop.be">info@fitshop.be</a></p> <p> Vous trouverez les heures d'ouverture sur notre site Internet.</p>

UK	NL	INT
<p><b>CUSTOMER CARE</b></p> <p> +44 141 737 2249</p> <p>or +44 141 876 3972</p> <p> <a href="mailto:customercare@powerhouse-fitness.co.uk">customercare@powerhouse-fitness.co.uk</a></p> <p> You can find the opening hours on our homepage.</p>	<p><b>TECHNISCHE DIENST &amp; SERVICE</b></p> <p> +31 172 619961</p> <p> <a href="mailto:info@fitshop.nl">info@fitshop.nl</a></p> <p> De openingstijden vindt u op onze homepage.</p>	<p><b>TECHNICAL SUPPORT &amp; SERVICE</b></p> <p> +49 4621 4210-944</p> <p> <a href="mailto:service-int@sport-tiedje.de">service-int@sport-tiedje.de</a></p> <p> You can find the opening hours on our homepage.</p>
	<p><b>AT</b></p> <p><b>TECHNIK &amp; SERVICE</b></p> <p> 0800 20 20277 (Freecall)</p> <p>+49 4621 42 10-0</p> <p> <a href="mailto:info@sport-tiedje.at">info@sport-tiedje.at</a></p> <p> Öffnungszeiten entnehmen Sie unserer Homepage.</p>	<p><b>CH</b></p> <p><b>TECHNIK &amp; SERVICE</b></p> <p> 0800 202 027</p> <p>+49 4621 42 10-0</p> <p> <a href="mailto:info@sport-tiedje.ch">info@sport-tiedje.ch</a></p> <p> Öffnungszeiten entnehmen Sie unserer Homepage.</p>

Please find a detailed overview including address and opening hours for all stores of Powerhouse Fitness in the UK on the following website: [www.powerhouse-fitness.co.uk/storelocator](http://www.powerhouse-fitness.co.uk/storelocator)


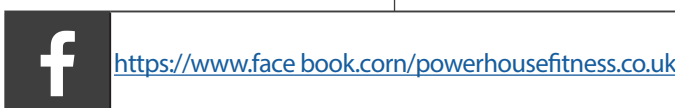
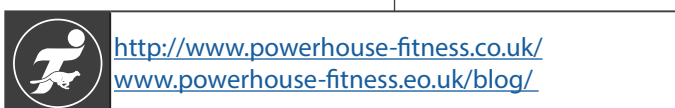
# WE LIVE FITNESS

## WEBSHOP AND SOCIAL MEDIA

Sport-iedje is Europe's largest specialist store for home fitness equipment with currently 80 stores and one of the world's most renowned online mail order companies for fitness equipment. Private customers order via the 25 web shops in the respective national language or have their desired equipment assembled on site. In addition, the company supplies fitness studios, hotels, sports clubs, companies and physio practices with professional equipment for endurance and strength training.

Sport-Tiedje offers a wide range of fitness equipment from renowned manufacturers, high-quality in-house developments and comprehensive services, such as a build-up service and sports scientific advice before and after the purchase. The company employs numerous sports scientists, fitness trainers and competitive athletes.

Visit us also on our social media platforms or our biog!





# TAURUS®