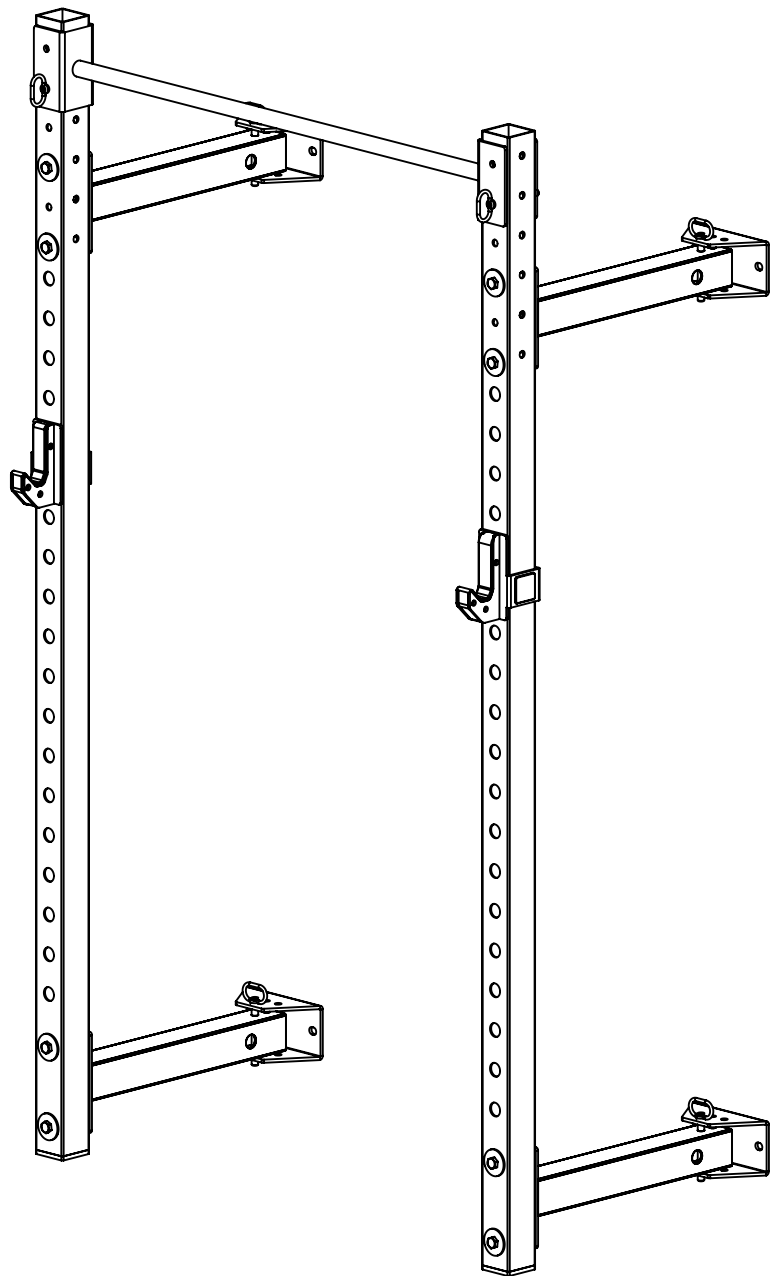


OWNER'S MANUAL

Foldable Wall Rack

Model #: XR6226



Caution: Read all precautions and instructions in this manual before using this equipment. Save this manual for future reference.

Assembly Instructions

Contents

Contents	1
Before You Begin	2
Assembly Steps	3-4
Parts & Hardware List	5

Assembly Instructions

Before Your Begin

This exercise equipment is built for optimum safety. Be sure to read the entire manual before you assemble or operate your equipment. Please note the following safety precautions:

1. Keep children and pets away from the equipment at all times. Do not leave children unattended in the same room with the equipment.
2. Only one person at a time should use the equipment.
3. If the user experiences dizziness, nausea, chest pain, or any other abnormal symptoms STOP the workout at once.
CONSULT A PHYSICIAN IMMEDIATELY.
4. Position the equipment on a clear, level surface. DO NOT use the bench near water or outdoors.
5. Keep hands away from all moving parts.
6. Always wear appropriate workout clothing when exercising. DO NOT wear robes or other clothing that could become caught in the equipment.
7. Use the equipment only for its intended use as described in this manual. DO NOT use attachments not recommended by the manufacturer.
8. Before using the equipment, always do stretching exercises to properly warm up.
9. Never operate the equipment if the equipment is not functioning properly.

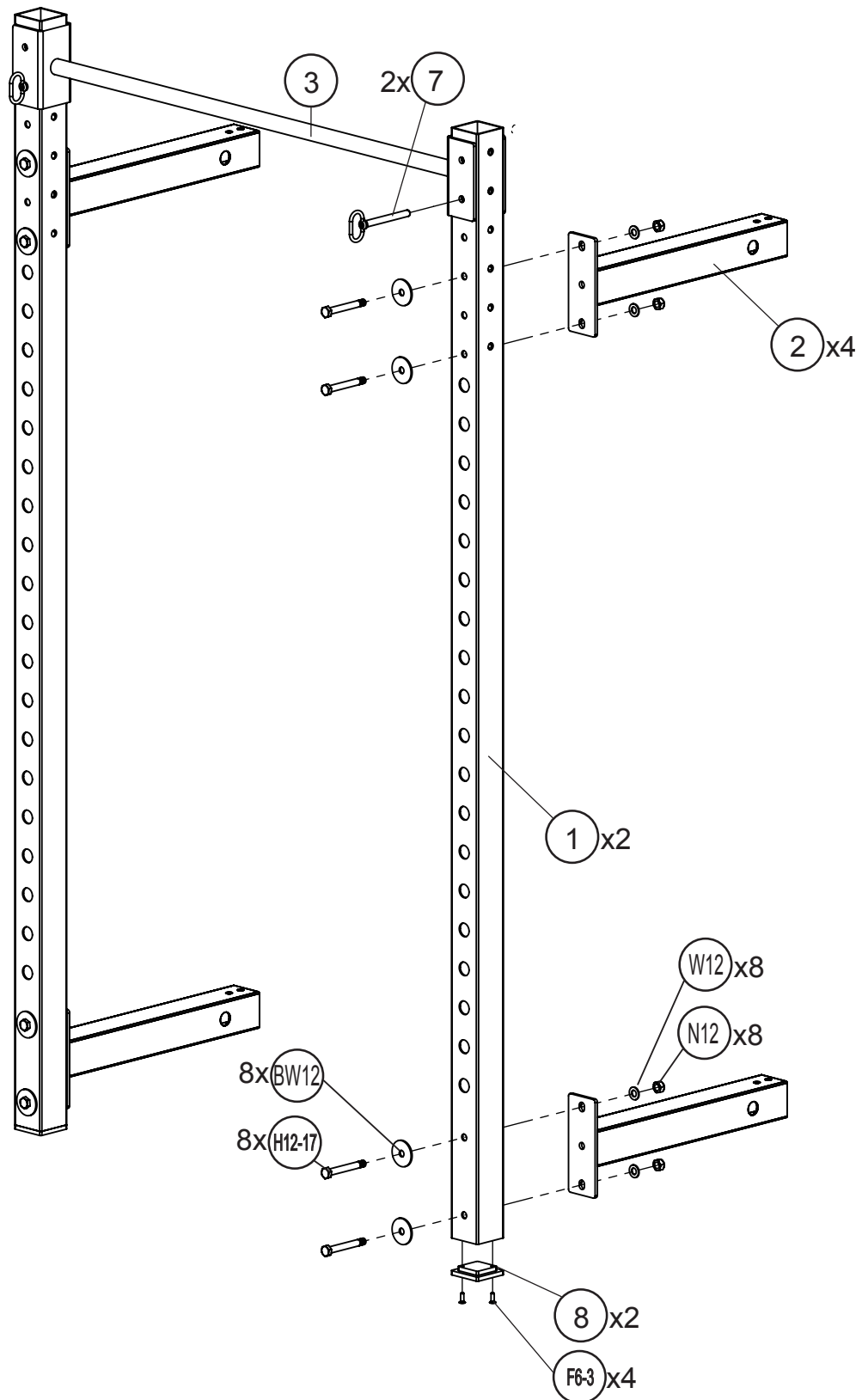
Tools Required

Tools Required : Allen Wrench Set / Socket Wrench Set
Adjustable Wrench / Crescent Wrench
Rubber Mallet / Tape Measure

ASSEMBLY REQUIRES AT LEAST THREE PERSONS

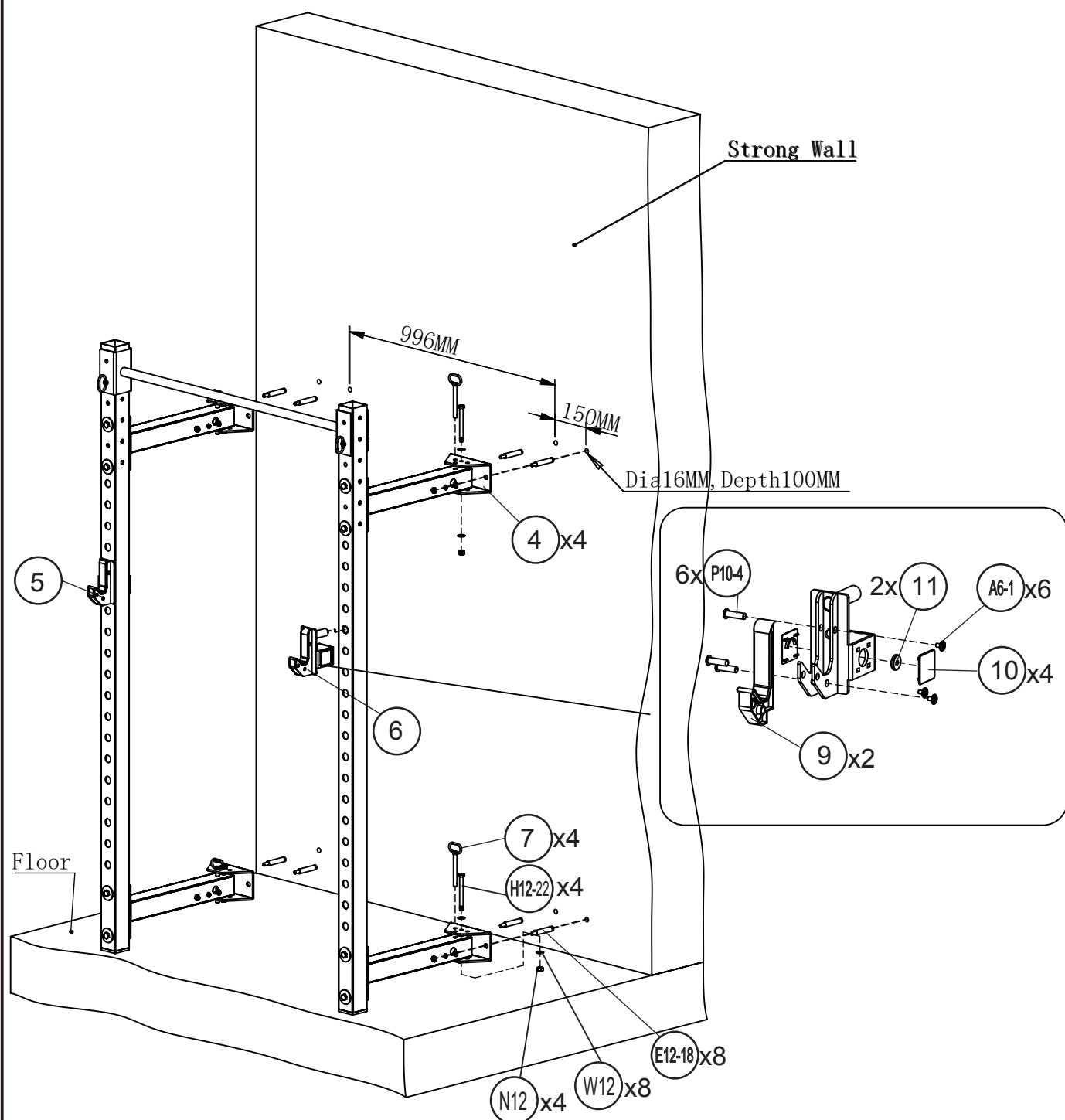
Assembly Instructions

STEP 1



Assembly Instructions

STEP 2



Assembly Instructions

Parts & Hardware List

Part#	Discription	Qty	Remark
1	Upright Frame	2	
2	Connect Frame	4	
3	Pull-up Bar	1	
4	Assembly Bracket	4	
5	Right J-Hook	1	
6	Left J-Hook	1	
7	Lock PIN	6	
8	End Cap	2	Pre-assembled
9	J-Hook Cover	2	Pre-assembled
10	Plastic Cover	4	Pre-assembled
11	Magnet	2	Pre-assembled
A6-1	Allen Bolt M6x10	6	Pre-assembled
F6-3	Flat Head Bolt M6x20	4	Pre-assembled
P10-4	Positioning Bolt M10x30	6	Pre-assembled
H12-17	Hex Head Bolt M12x95	8	
H12-22	Hex Head Bolt M12x120	4	
E12-18	Expansion Bolt M12x100	8	
BW12	M12 Big Washer	8	
W12	M12 Washer	16	
N12	M12 Nut	12	

Limited Warranty

We warrants this product to be free from defects in workmanship and materials under normal use and conditions for a period of **1 year FROM THE DATE OF ORIGINAL PURCHASE**. This Limited Warranty is not transferable and is available only for the original purchaser of the product. The company's obligation under this warranty is limited to replacing or repairing the product, at the discretion of the company.

This Limited Warranty is void if the product is:

Damaged through improper use, negligence, abuse, misuse, transportation damage, act of nature, or accident, include failure to follow the assembly and or operation instructions supplied with the product.

Used in commercial or rental applications.

Modified or repaired by anyone not authorized by the company.

This Limited Warranty does not cover expendable items including but not limited to: Batteries, light bulbs, fuses, accessories, and other items that experience wear as a result of normal use.