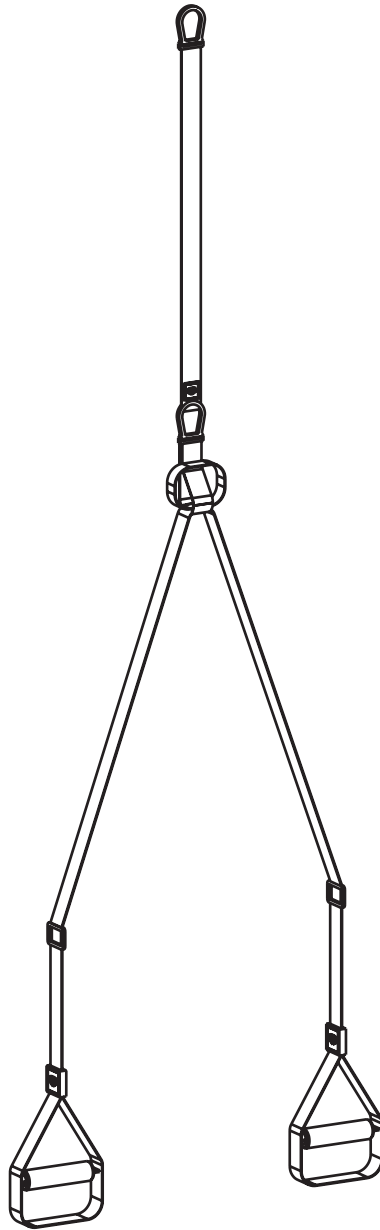




BERG PLAYBASE *Fitness rope*

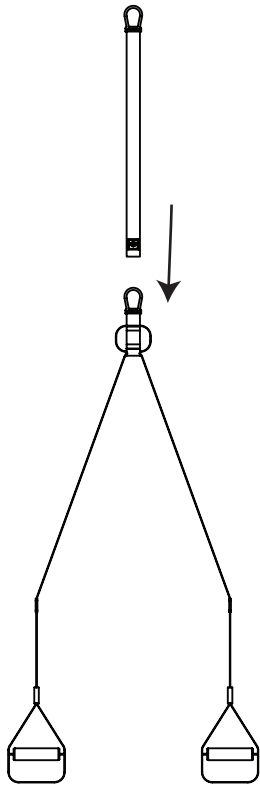
User manual
Gebruikshandleiding
Benutzerhandbuch
Manuel d'utilisation
Manual de usuario
Manuale utente
Brugervejledning
Användarmanual
Bruksanvisning
Käyttöopas



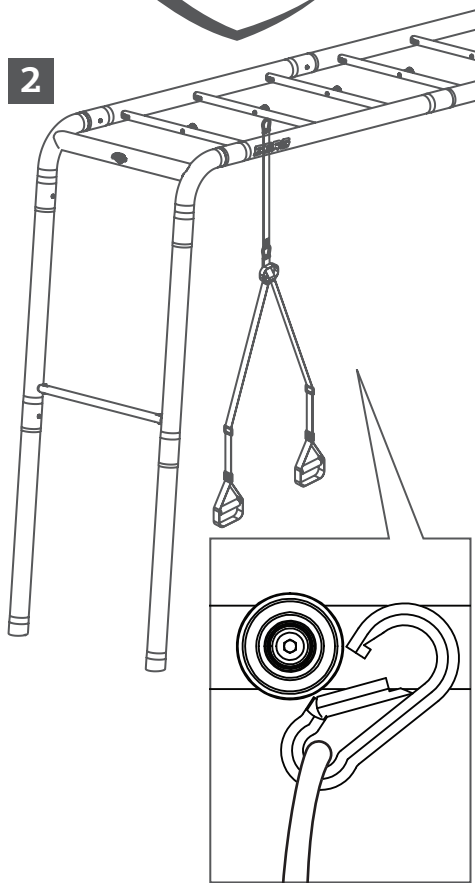
EN	Outdoor training equipment for home use	NL	Outdoor trainingsapparatuur voor thuisgebruik
DE	Outdoor-Trainingsgeräte für den Heimgebrauch	FR	Équipement d'entraînement en plein air à usage domestique
ES	Equipo de entrenamiento al aire libre para uso doméstico.	IT	Attrezzatura per l'allenamento all'aperto per uso domestico
DK	Udendørs træningsudstyr til hjemmebrug	SV	Utomhusträningsutrustning för hemmabruk
NO	Utendørs treningsutstyr for hjemmebruk	FI	Ulkoiluvälineet kotikäyttöön

20.23.03.00


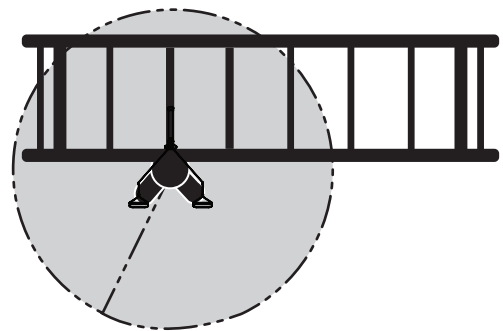
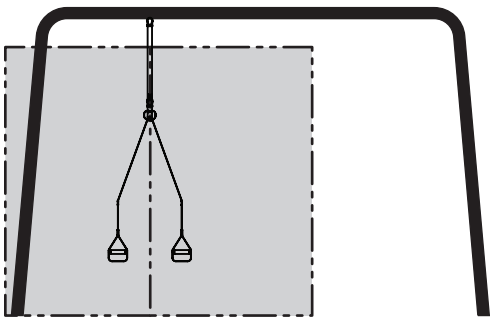
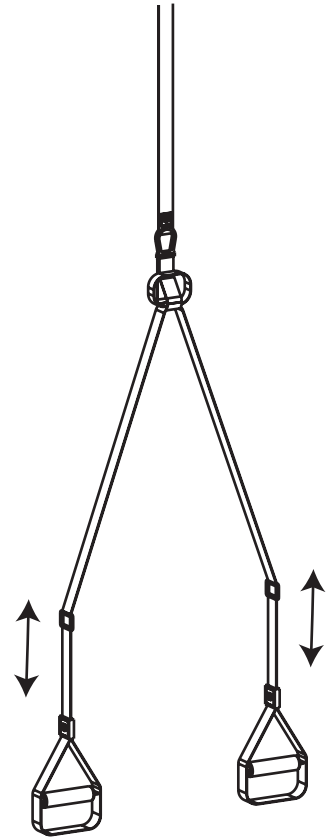
1




2



3



Chest press



Row

1. Warnings

This accessory is only suitable for assembly on the PlayBase Frame. Always read the PlayBase frame manual in combination with this manual.

- Read instructions prior to first use and keep for future reference!
- The maximum user weight is: 100 kg.
- Not suitable for children under 14 years.
- Only one user at the time.
- Only use this product when your own medical condition allows it to use it safe.
- This is not a toy! Never swing or play on the fitness rope.
- Store immediately after use. Longe rope - strangulation hazard.
- Only for domestic use.
- The minimum free space for the user should be 100 cm as indicated on page 2.
- For general safety instructions of this accessory in combination with the PlayBase frame see section 2. Safety instruction of the PlayBase frame manual.
- Always check the fitness rope to ensure it is firmly secured before beginning your exercise.
- The exercises on page 2 of the manual are for example purposes only. Only execute exercises you are familiar with and have approval on from a medical point of view.

2. Inspection and maintenance

To ensure the safety of the users of the product, the product has to be subjected to the safety inspections and maintenance instructions mentioned below. If not carried out regularly the product could become a hazard.

	Before each use	Monthly	Beginning of each season
Suspension points	Inspect condition of suspension points. Replace immediately if needed	Oil the suspension points	Thorough inspection of suspension points. Replace immediately if needed
Fitness rope	Check condition	Check for wear and tear and replace if needed	Check for wear and tear and replace if needed

- The product can be easily cleaned with a cloth and some cold or lukewarm water. Do not use solvents, detergent, soap powder or hot water under any circumstances.
- Worn or defect bands must be replaced immediately.
- Any worn or replaced parts must be disposed according local guidelines. Pay attention to the environment.

3. Warranty

BERG or the dealer cannot be held responsible for improper use of this product. For safety reasons, unless BERG-approved, modifications or changes to the product are prohibited.

The owner of this BERG product has the following warranty on this product:

- The product has a warranty of 2 years from the date of purchase.
- Influences of weather (such as fungus and discolouration) are excluded from warranty.
- Check www.bergtoys.com for extensive warranty regulations.